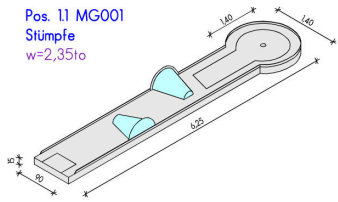
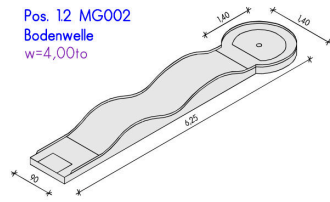


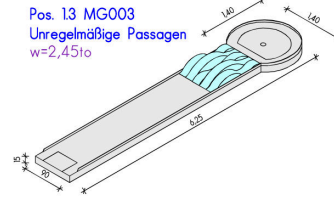
Pos. 11 MG001
Stümpfe
w=2,35to



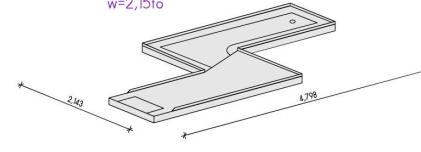
Pos. 12 MG002
Bodenwelle
w=4,00to



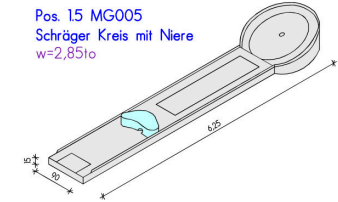
Pos. 13 MG003
Unregelmäßige Passagen
w=2,45to



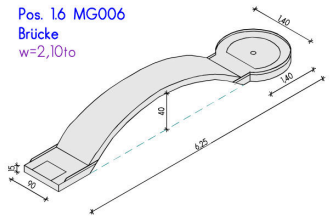
Pos. 14 MG004
Blitz
w=2,15to



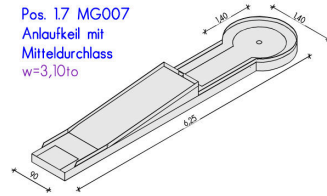
Pos. 15 MG005
Schräger Kreis mit Niere
w=2,85to



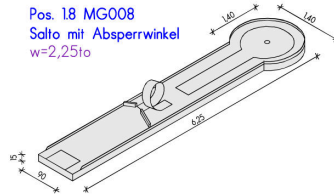
Pos. 16 MG006
Brücke
w=2,10to



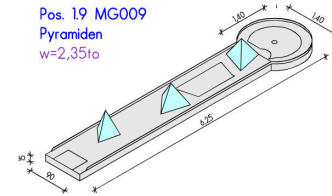
Pos. 17 MG007
Anlaufkeil mit
Mitteldurchlass
w=3,10to



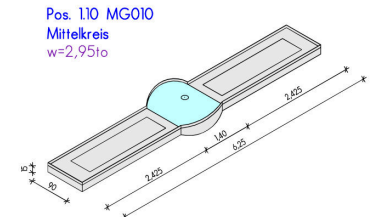
Pos. 18 MG008
Salto mit Absperrwinkel
w=2,25to



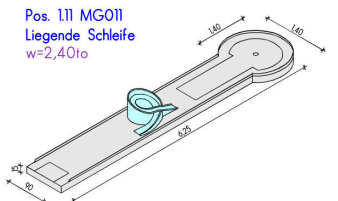
Pos. 19 MG009
Pyramiden
w=2,35to



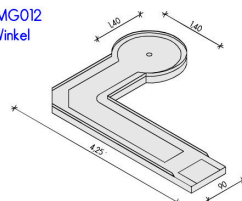
Pos. 110 MG010
Mittelkreis
w=2,95to



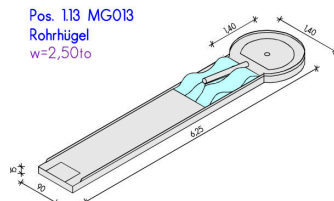
Pos. 111 MG011
Liegende Schleife
w=2,40to



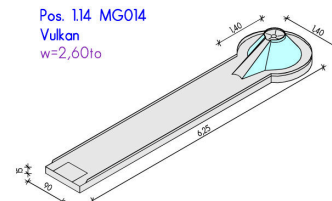
Pos. 112 MG012
Rechter Winkel
w=2,20to



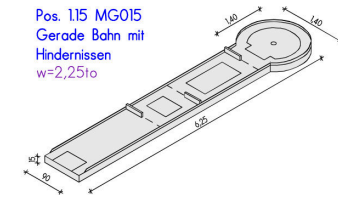
Pos. 113 MG013
Rohrhügel
w=2,50to



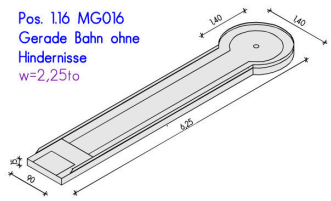
Pos. 114 MG014
Vulkan
w=2,60to



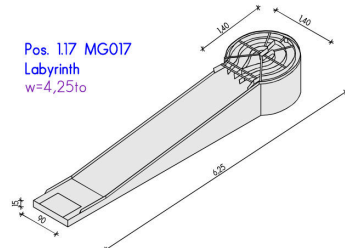
Pos. 115 MG015
Gerade Bahn mit
Hindernissen
w=2,25to



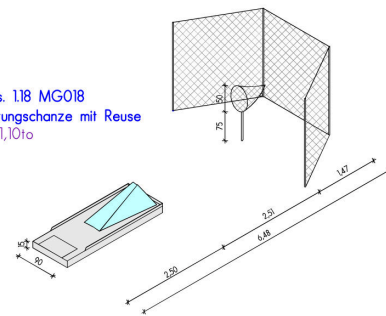
Pos. 116 MG016
Gerade Bahn ohne
Hindernisse
w=2,25to



Pos. 117 MG017
Labyrinth
w=4,25to



Pos. 118 MG018
Sprungschanze mit Reuse
w=1,10to



Pos. 119 MG019
EXTRA Gerade mit
Zielkreisfenster
w=2,25to

